



10 Word Vocabulary Foldable

1. Make a hot dog fold




2. Fold one edge outward so it touches the first fold




3. Make a third fold in the opposite direction, so that you end up with a shape like "M" or "W."




4. Measure a thumb-width from the edge, and trim this much off.



5. Unfold so that the paper is in the original hot dog fold position, with the two edges held together.



6. With both edges held together, position your scissors about one-fifth of the way from the right edge, and cut from the edge to the first fold. Make three more cuts to end up with five equal-sized flaps.



7. Write the vocabulary word on the outside of the flap. The definition goes on the inside of the flap. Draw an example picture on the inside section next to the definition, then write a description of your example underneath.

